



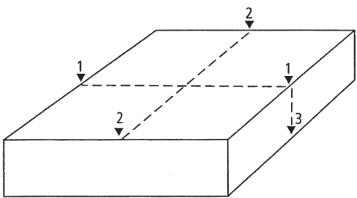
BEDDING – HOW TO MEASURE

bq DESIGN

HOW TO MEASURE

BEDSPREADS – FLOOR LENGTH

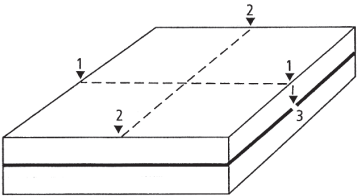
- 1. Place pin on each side edge of bed. Measure pin to pin = width.
- 2. Place pin on head and foot ends of bed. Measure pin to pin = length.
- 3. Measure pin 1 from top edge of bed to floor = drop. For rolled edge bedspread styles add approx 4cm to drop measurement if roll is required to lay on floor.



BEDSPREADS – CAP TOP

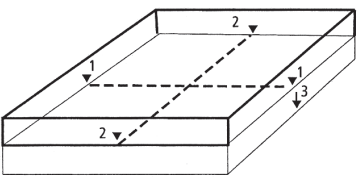
A cap top bedspread falls approximately half way down the side of the bed, sitting just below the mattress and allowing the valance or bed base to remain visible.

- Step 1 and 2 as for bedspread – floor length (above).
- 3. Measure pin 1 from top edge of bed to preferred side length of bedspread = drop. BQ recommend a cap top drop 10-15cm greater than the mattress thickness. Our standard cap top drop is 35cm. Custom sizing can be requested.



BED VALANCES

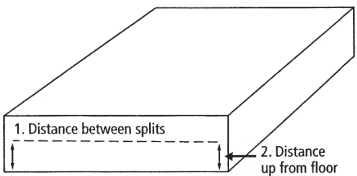
- Step 1 and 2 as for bedspread – floor length (above).
- 3. Measure top edge of bed base to floor = drop.



SPLIT CORNERS

If split corners are required for bed posts, provide the following measurements:

- 1. Between brackets at attachment point.
- 2. From floor up to bracket. For rolled edge bedspread styles, add approx 4cm to drop measurement if roll is required to lay on floor.



STANDARD SIZING

Please refer to below tables for our standard finished product sizing. Custom sizing can be requested.



BEDHEADS										
Maximum height 170cm. Contact BQ for projections.										
	SB		KSB		DB		QS		KS	
	Width cm	Height cm	Width cm	Height cm	Width cm	Height cm	Width cm	Height cm	Width cm	Height cm
BH1 Stuckey	97	60	112	60	143	60	158	60	188	60
BH2 - BH6, BH9 - BH11	110	120	127	120	158	120	173	120	203	120
BH7 & BH8	120	120	120	120	158	120	173	120	203	120
BH12 Duo	N/A		N/A		N/A		173	120	203	120
BH13 Square Panel Insert	N/A		127	120	158	120	173	120	203	120
BH14 Semi Circle	110	120	127	129	158	144	173	152	203	167
BH15 5 Panel	N/A		N/A		N/A		270	120	320	120

BEDSPREADS					
Bed	All Bedspread Styles		Floor Length – Rolled Hem Style	Floor Length – All Other Styles	Cap Top
	Width cm	Length cm	Drop cm		
SB	92	188	56	54	35
KSB	107	203	56	54	35
DB	138	191	56	54	35
QS	153	204	56	54	35
KS	183	204	56	54	35

QUILT COVERS (UNQUILTED)			THROW RUGS	
Bed	Width cm	Length cm	Width cm	Length cm
SB	136	210	152	65
DB	180	210	198	65
QS	210	210	213	65
KS	240	210	243	65

BED VALANCES			
Bed	Width cm	Length cm	Drop cm
SB	92	188	33
KSB	107	203	33
DB	138	191	33
QS	153	204	33
KS	183	204	33

BQ Design Pty Ltd
224 Ferntree Gully Road
Notting Hill VIC 316

Telephone +61 3 9544 6299
Freecall 1800 335 361
Facsimile +61 3 9543 8701

Email admin@bqdesign.com.au
www.bqdesign.com.au
Leaders in custom made soft furnishings